


Anywhere Island



Year 4 Summer Task: Anywhere Island


During this project you will:

- Develop your problem-solving and creative thinking skills.
- Make decisions and choices.
- Explore environmental threats and understand how to live more sustainable lives.
- Let your imagination run wild and have fun!
- Make your own model of an island



Task 1: The Discovery

You are part of an environmentalist expedition and have come across an uninhabited, previously undiscovered island. This island is the most beautiful, natural place you have seen and is home to many species of flora and fauna unknown to man.



Where in the World Are You?

Use atlases, globes or interactive maps on the Internet to decide where you'd like your newly discovered island to be.

- Which sea or ocean does the island lay in?
- Is it in the northern or southern hemisphere?
- Which continent is the island associated with?



X Marks the Spot!

Use 'The Island Design Activity Sheet' for these activities.
Mark an **x** on your world map to show where the island is to be located.



Which countries and other islands
are closest to it?
How close are they?

The Location of the Island

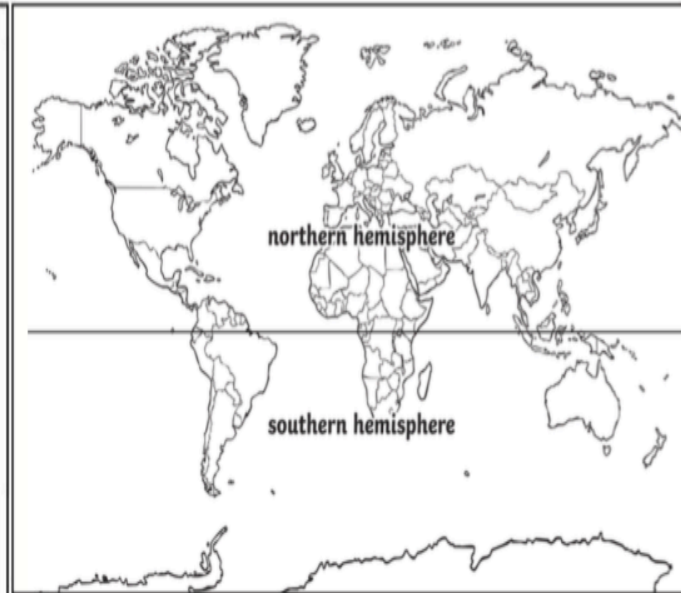
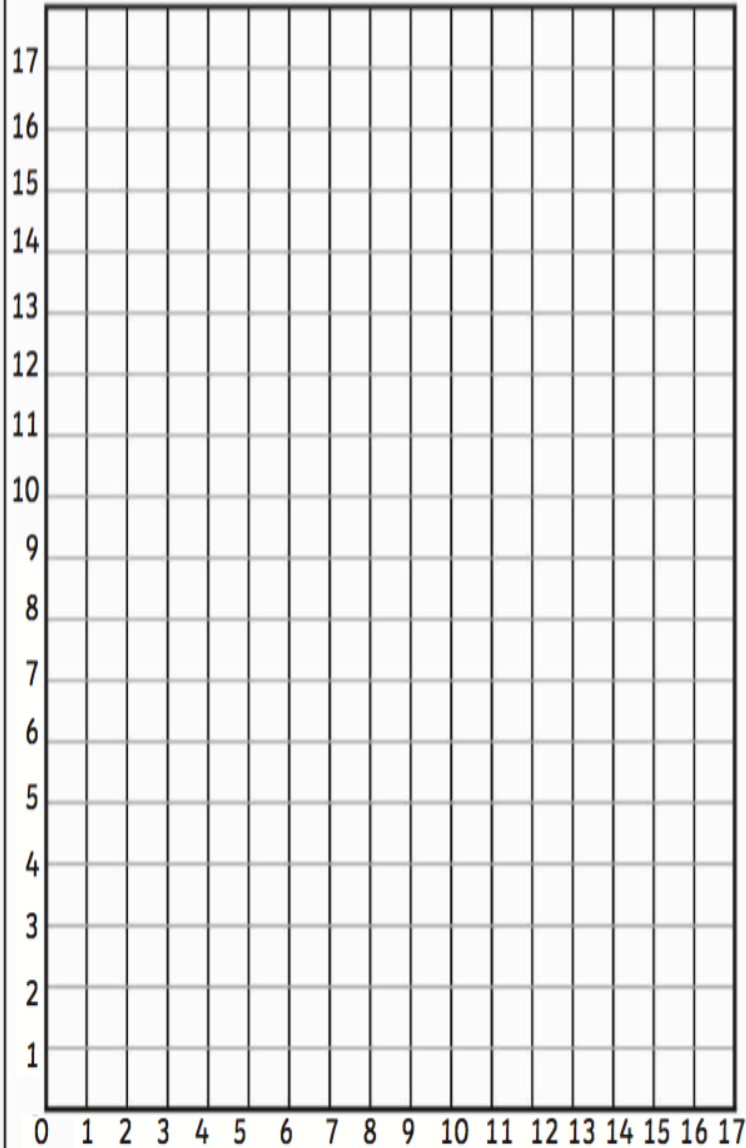
e.g.

The island lays just off
the west coast of...

To the south of the island
is the country of...

It is in the _____
ocean/sea.

The Island: _____




Designing the Island

Task 2: Now is your chance to design the island.

What will it be called? What geographical features or landmarks will it have? As it is undiscovered, only natural landmarks will be there. What will you call these features?

Look at these maps for some inspiration...





Use Your Senses



What can you see around you?



What can you smell?



What can you hear?



What can you feel – With your fingers?
Under your feet? Against your cheeks?


Would you feel...

A sense of excitement? Nervousness? Accomplishment?

I can see...

I can feel...

I can hear...



I can smell...

I am feeling...

Use Your Ideas!

Now, turn your ideas into a passage of descriptive writing about your first impressions of the island.

How could you open your sentences?

Upon first glance,

Above my head,

Everywhere I looked,

With utter jubilation,

Mysteriously,

Under my feet,

As I came into dock,






Task 3: Create the Identity for an Environmental Agency

The island has a wide range of flora and fauna, which are quite rare. The island needs protecting by an environmental agency.

In this activity, you will design the identity of the environmental agency, including the name and logo.



Environment agency Identity

Think about what an environmental agency does. What sort of name would let people know what they do?

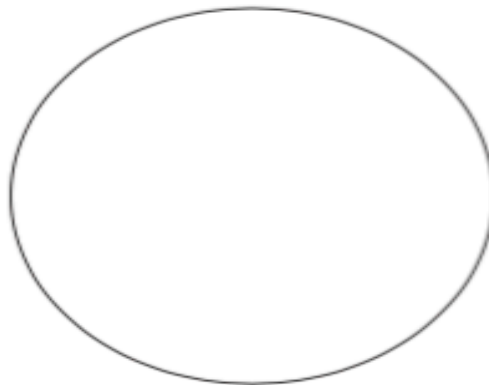
Write a few names for your environmental agency in the box below. Then, choose your favourite one.



What name have you chosen and why?

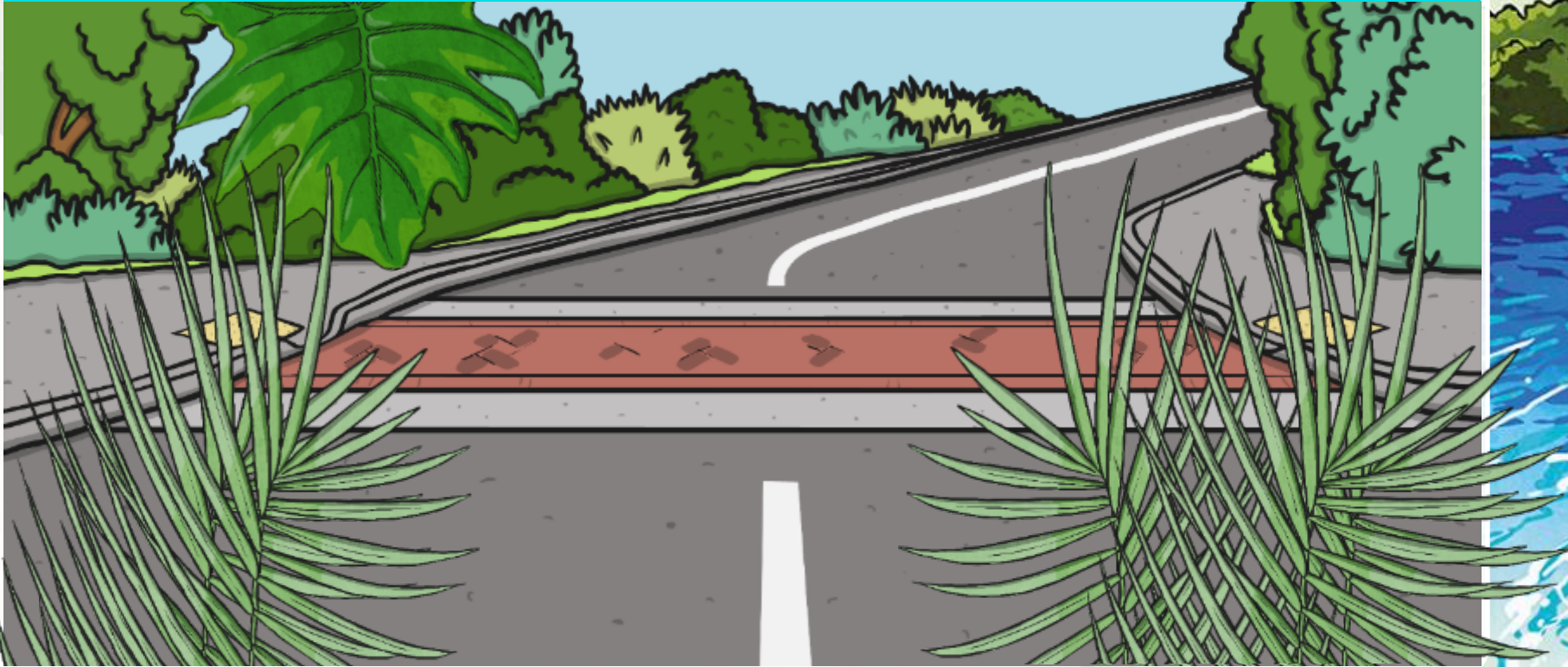


Design a logo for your environmental agency. Think about the colours you will use and the sort of images you will need, as well as including its name.



Task 4: The Island Rules

The environmental agency need to make sure that any visitors know what they can and can't do on the island so that they can protect the natural beauty and any creatures that live there.



Dos and Don'ts

What will visitors be allowed to do on the island?

Will they be able to bring food and drink?

What needs to be in place for this to happen?

Will they be able to go anywhere on the island?

Can they bring a dog?

What sort of things will visitors not be allowed to do?


Will camping be allowed? If so, how will it be organised?



Design a Poster for Visitors


Your new environmental agency's job is to protect the ecology of the island. How will they do this when visitors arrive on the island?

Think about the things that visitors might need to know and design a poster, informing them about the dos and don'ts of visiting the island.



Task 5: Stop the Press!

David Attenborough and his film crew are on their way to the island because your team has found a new species of animal on the island.




Animal Classification

What is it that has been found?

Is it a vertebrate or invertebrate? Can you remember what these terms mean?

How are vertebrates classified further?



New Species Fact File

Draw and label the new species here:

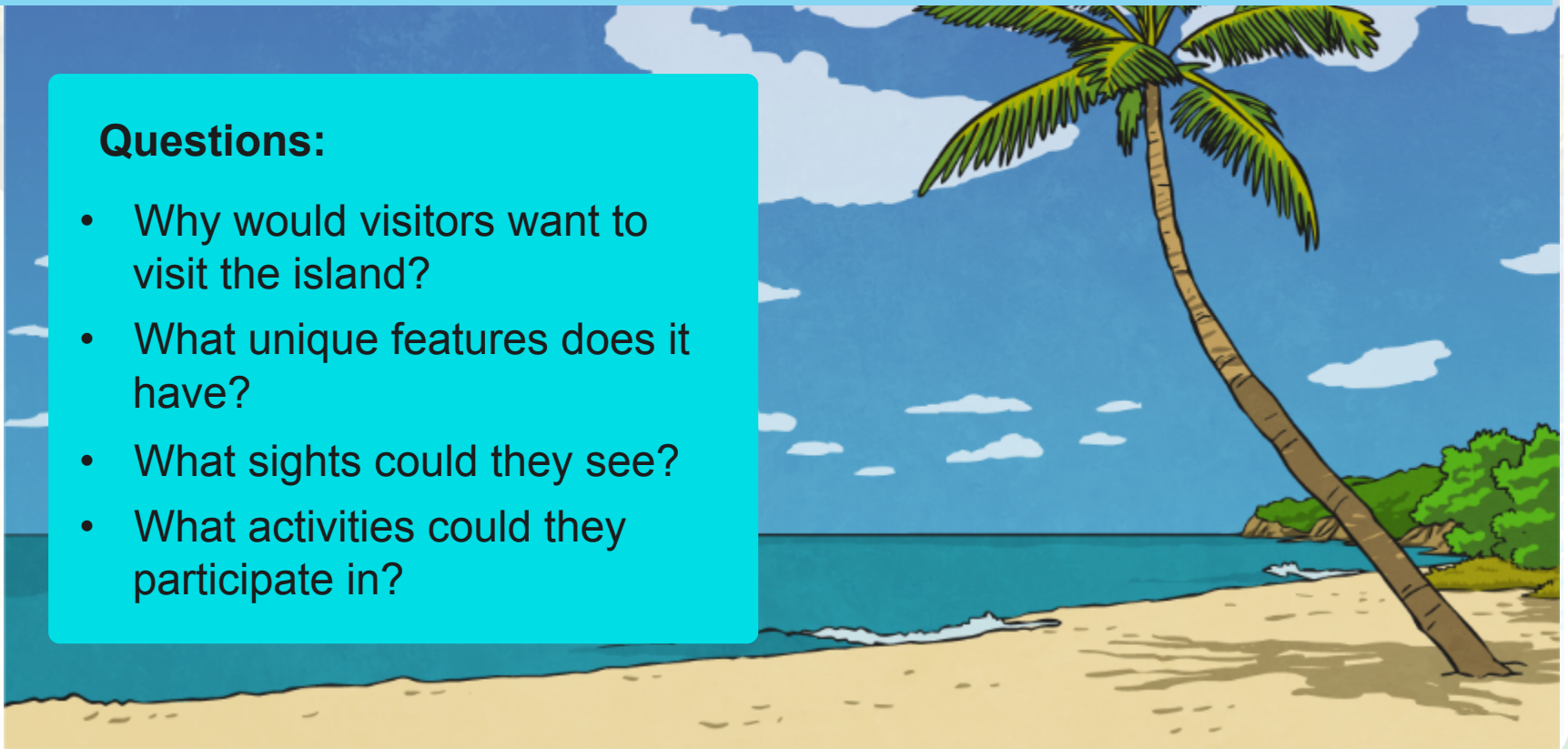
Discuss the main characteristics of the animal (its habitat, diet, predators, animal classification, etc.).

Task 6: Developing a Tourism Industry

Now that you have discovered the beauty and uniqueness of the island, you want to be able to share it with others and develop a way of accommodating visitors while sustaining the island's ecology.

Questions:

- Why would visitors want to visit the island?
- What unique features does it have?
- What sights could they see?
- What activities could they participate in?




Persuasive Holiday Brochure


Your final job is to create a persuasive holiday brochure to encourage visitors to the island, while making sure they are aware of the need to protect the wildlife.



Where to Go



Things to See and Do



Holiday Brochure



Make the Scene!

**You have now researched your anywhere island.
You know what it is all about
If you closed your eyes, could you be there on the island.**



Make the scene

Your final task is to make the island !

During the summer build your island and all its features.
You can use a range of different materials that
you can find over the summer
eg, shells, sand, leaves,

I look forward to seeing your work on line and in school.